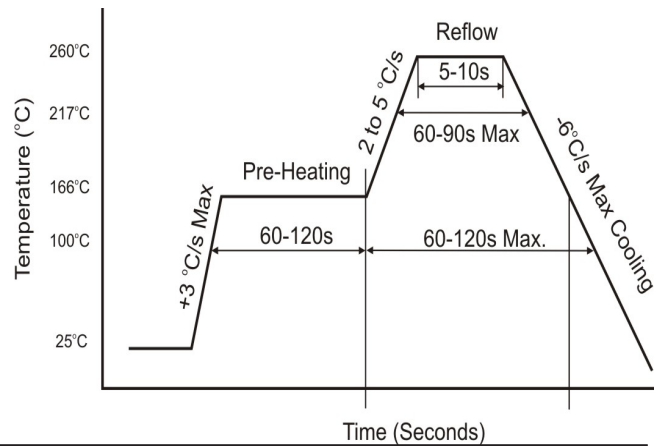


Standard Specifications

Parameter	Symbol	Specification	Remarks
Frequency Range	f_0	24.0 to 80.0 MHz	Fundamental Mode
Frequency Tolerance	$\Delta f/f$	± 30 PPM (Std)	at 25°C with 50 μ W (± 10 PPM & ± 15 PPM also available)
Frequency Stability	Over OTR	± 30 PPM (Standard)	(± 10 PPM & ± 15 PPM also available)
Operating Temperature Range	T_{OPR}	-20°C to +70°C	-30°C to +85°C also available
Storage Temperature Range	T_{STG}	-40°C to +85°C	
Load Capacity	C_L	8pF - 16pF	Please specify
Drive-Level	D_L	50.0 μ W Typ.	0.5mW Max
Shunt Capacitance	C_0	3.0pF Typ.	
Insulation Resistance	I_R	500M Ω Min.	At 100V _{DC}
Ageing	Fa	± 2.0 PPM	at 25°C $\pm 3^\circ$ C 1st Year
Standard Reel Size		3000pcs/Reel	

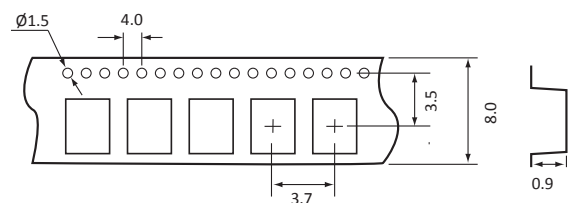
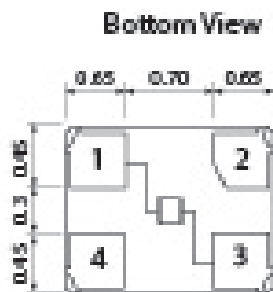
Frequency Range	Mode	ESR	Reflow Solder Condition (260°C)
26.00 to 29.99 MHz	Fundamental	150 Ω	
30.00 to 54.00 MHz	Fundamental	100 Ω	

- Ultra Compact Crystal
- Only 0.40mm thick
- Recommended for Wireless & Bluetooth Applications



Dimensions (mm)

000pcs per Reel



Recommended Solder Pattern

